


BISTAR

TP6L72M
TP6L72M(H) **144 half-cell**

435 - 455W

9BB half-cut mono perc



KEY FEATURES



9BB half-cut cell technology

New circuit design, lower internal current, lower Rs loss



Significantly lower the risk of hot spot

Special circuit design with much lower hot spot temperature



Excellent Anti-PID performance

2 times of industry standard Anti-PID test by TUV SUD



Wider application

No water-permeability and high wear-resistance, can be widely used in high-humid, windy and dusty area



IP68 junction box

High waterproof level

SYSTEM & PRODUCT CERTIFICATES

- IEC 61215 / IEC 61730 / UL 1703
- ISO 9001: 2015 Quality Management System
- ISO 14001: 2015 Environment Management System
- ISO 45001: 2018 Occupational Health and Safety Management Systems

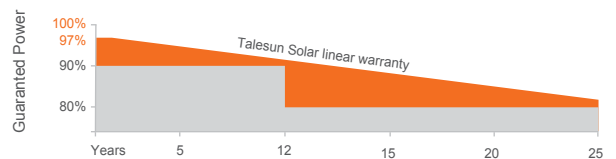


PERFORMANCE WARRANTY

12 years
Quality assurance

25 years
Power output guarantee

■ Talesun standard
■ Industry standard



ELECTRICAL PARAMETERS

Performance at STC (Power Tolerance 0 ~ +3%)

Maximum Power (Pmax/W)	435	440	445	450	455
Operating Voltage (Vmpp/V)	40.3	40.5	40.7	40.9	41.1
Operating Current (Impp/A)	10.8	10.87	10.94	11.01	11.08
Open-Circuit Voltage (Voc/V)	49	49.2	49.4	49.6	49.8
Short-Circuit Current (Isc/A)	11.33	11.4	11.47	11.54	11.61
Module Efficiency η (%)	19.8	20.1	20.3	20.5	20.8

Performance at NMOT

Maximum Power (Pmax/W)	324	328	332	335	339
Operating Voltage (Vmpp/V)	37.6	37.8	38.0	38.2	38.4
Operating Current (Impp/A)	8.62	8.67	8.73	8.78	8.84
Open-Circuit Voltage (Voc/V)	45.6	45.8	46.0	46.2	46.4
Short-Circuit Current (Isc/A)	9.15	9.2	9.26	9.32	9.37

STC: Irradiance 1000W/m², Cell Temperature 25°C, Air Mass AM1.5 NMOT: Irradiance at 800W/m², Ambient Temperature 20°C, Air Mass AM1.5, Wind Speed 1m/s

MECHANICAL SPECIFICATION

Cell Type	mono-Crystalline Silicon (9Busbar)
Cell Dimensions	166*166mm (6inches)
Cell Arrangement	144 (6*24)
Weight	25.5kg (56.2lbs)
Module Dimensions	2098*1046*35 (82.60*41.18*1.38inches)
Cable Length (Portrait)	(+300mm (11.81inches)) / (-300mm (11.81inches))
Cable Length (Landscape)	(+1200mm (47.24inches)) / (-1200mm (47.24inches))
Cable Cross Section Size	4mm ² (0.006inches ²)
Front Glass	3.2mm High Transmission, Tempered Glass
No. of Bypass Diodes	3/6
Packing Configuration	30pcs/carton, 660pcs/40hq
Frame	Anodized Aluminium Alloy
Junction Box	IP68

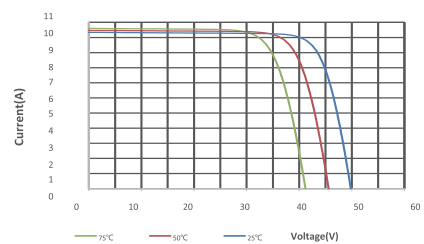
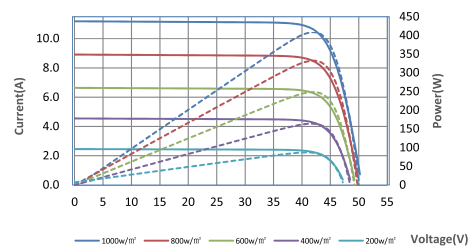
OPERATING CONDITIONS

Maximum System Voltage	1000V/1500V/DC(IEC)
Operating Temperature	-40°C ~ +85°C
Maximum Series Fuse	20A
Static Loading	5400pa
Conductivity at Ground	≤0.1Ω
Safety Class	II
Resistance	≥100MΩ
Connector	MC4 Compatible

TEMPERATURE COEFFICIENT

Temperature Coefficient Pmax	-0.36%/°C
Temperature Coefficient Voc	-0.26%/°C
Temperature Coefficient Isc	+0.043%/°C
NMOT	43±2°C

I-V CURVE



TECHNICAL DRAWINGS

